

# EYFS Parent's Meeting

## **Vision**

**“Life in all its fullness”**

Our vision guides us in all that we hope to be, enabling every part of our community to grow and develop. This means growing in body, mind and spirit in order to flourish and experience the joy and hope of, ‘life in all its fullness’ (John 10.10)

# Tonight's meeting

- ▶ Phonics
- ▶ Decodable readers
- ▶ Reading for pleasure

# Phonics





# Phonics

- ▶ Completed daily - 09.00 - 09.30
- ▶ Post teach and pre teach if required
- ▶ Sounds-write Programme - YR, Y1 and Y2.

# Sounds-write

- ▶ Sounds~Write is a linguistic phonics programme which offers a genuine phonic approach to the teaching of reading, spelling and writing.
- ▶ It is a highly structured programme, which begins with the sounds in the language and moves from the sounds to the written word.
- ▶ Predominately, sounds write is based around two key concepts: Conceptual Knowledge and Skills.



# Sounds-write - Conceptual Knowledge

- ▶ 1) Letters are symbols that represent sounds.
- ▶ 2) A sound can be spelled by 1, 2, 3 or 4 letters.  
dog   street   night   dough
- ▶ 3) The sound can be spelled in more than one way.  
rain   break   gate   stay
- ▶ 4) Many spellings can represent more than one sound.  
head   seat   break

# Sounds-write - Conceptual Skills

- ▶ Blending - the ability to push sounds together to build words.

/c/ /a/ /t/ ----- cat

- ▶ Segmenting - the ability to pull apart individual sounds in words.

pig ----- /p/ /i/ /g/

- ▶ Phoneme manipulation - the ability to insert and delete sounds from words.



# What it might look like

Autumn
<p><b>Initial Code:</b></p> <p>Unit 1 CVC (a, i, m, s, t) - 3 weeks</p> <p>Unit 2 CVC (n, o, p) - 2 weeks</p> <p>Unit 3 CVC (b, c, g, h) - 2 weeks</p> <p>(7 weeks)</p>
<p><b>Initial Code:</b></p> <p>Unit 4 CVC (d, e, f, <u>v</u>) - 2 weeks</p> <p>Unit 5 CVC (k, l, r u) - 2 weeks</p> <p>Unit 6 CVC (j, w, z) - 2 weeks</p> <p>Unit 7 CVC (x, y, ff, <u>ll</u>, ss, <u>zz</u>) - 1 week</p> <p>(7 weeks)</p>



# Example - Lesson 1


# Decodable Readers





# Decodable readers

- ▶ Given weekly
- ▶ Knowledge the children should know (2-4 units behind new learning)
- ▶ Read and re-read until automatic and fluent
- ▶ Purpose of decodable is to consolidate previous learning and build confidence, this is why the same book is read over and over again. It is vital that you practice at home.
- ▶ *Comprehension style questions not required until at least the third read.*




# How to support with reading





# Reading for Pleasure

Developing a love of reading





# Reading for Pleasure

## Sharing stories

- ▶ Purpose of sharing stories is to:
- ▶ *Promote a love of reading!*
- ▶ *Widen and embed your child's vocabulary*
- ▶ *Aids imagination and empathy and develops comprehension of the world.*
- ▶ It is important you do not ask the children to read these books as it might damage their confidence as they will not have all of the phonics code knowledge to read these. (Can join in with key phrases)
- ▶ You are the storyteller! Read and re-read

# Any questions?